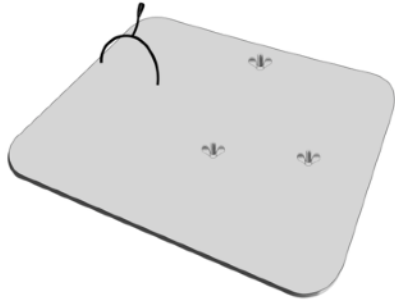
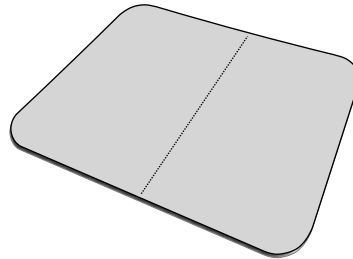


POLAR KITCHEN KIT

Contents



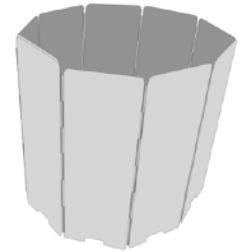
Stove board with fixtures



Kettle board



Kettle



Flame Guard



Kettle Pouch



Kettle Lid Lock



Fire Blanket



Matches Box



Snow Collection Bag
(can be stored in kettle)

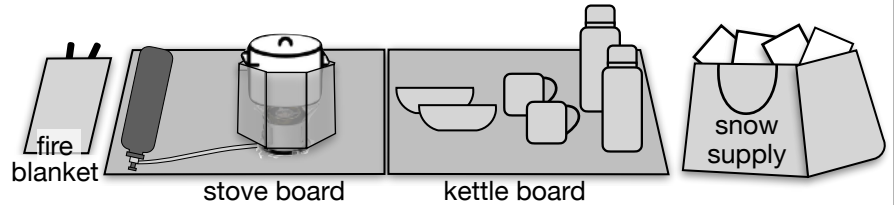


Camp Kitchen Satchel

To complete
the kit, add:

- MSR stove
- 2-3 fuel bottles
- matches
- MSR stove pouch with stove service kit, spare fuel bottle lid and...
- MSR spare pump (or MSR Arctic pump for winter conditions)

Kitchen
layout
example



ASSEMBLY

1. Place mounted stove board in satchel
2. Arrange contents around stove/bottle
3. Place kettle board on top, hard side against stove

